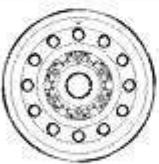






PNC	52910A	52910B	
ILLUST			
P/NO	-H1003	-H1011	-H1110

PNC	52910B	
ILLUST		
P/NO	-H1120	-H1200

Article	Part No.	Description
WHEEL ASSY-STEEL	52910-H1003	ALL; TIRE- 235/75 R 15, WHL-6.0J *15(STEEL)
WHEEL ASSY-ALUMINIUM	52910-H1400	5 DR WAGON 7, MIDDLE GRADE
	52910-H1400	5 DR WAGON, MIDDLE GRADE
	52910-H1110	5 DR WAGON, MIDDLE GRADE
	52910-H1120	5 DR WAGON, MIDDLE GRADE, 2900 CC, 3500 CC, D4BH(4D56 TCI), MPI-DOHC, T/C INTER COOLER, 4 SPEED AT 4WD, 5 SPEED MT 4WD; TIRE- 235/75 R 15, TIRE(HANKOOK), WHL-6.0J *15(AL)'C'TYPE
	52910-H1120	5 DR WAGON, MIDDLE GRADE, 2900 CC, 3500 CC, D4BH(4D56 TCI), MPI-DOHC, T/C INTER COOLER, 4 SPEED AT 4WD, 5 SPEED MT 4WD; TIRE- 235/75 R 15, TIRE(KUMHO), WHL-6.0J *15(AL)'C'TYPE
	52910-H1011	5 DR WAGON, MIDDLE GRADE, 2900 CC; TIRE- 235/75 R 15, TIRE(HANKOOK), WHL-6.0J *15(AL)'C'TYPE
	52910-H1011	5 DR WAGON, MIDDLE GRADE, 2900 CC; TIRE- 235/75 R 15, TIRE(KUMHO), WHL-6.0J *15(AL)'C'TYPE

	52900-H1200	5 DR WAGON, MIDDLE GRADE, 2900 CC; TIRE- 255/65 R 16, TIRE(HANKOOK), WHL-7.0JJ*16(AL)
	52900-H1200	5 DR WAGON, MIDDLE GRADE, 2900 CC; TIRE- 255/65 R 16, TIRE(KUMHO), WHL-7.0JJ*16(AL)
	52910-H1011	5 DR WAGON, MIDDLE GRADE, 3500 CC, MPI-DOHC, 5 SPEED MT 4WD; TIRE- 235/75 R 15, TIRE(KUMHO), WHL-6.0J *15(AL)'C'TYPE
	52910-H1011	5 DR WAGON, MIDDLE GRADE, 3500 CC; TIRE- 235/75 R 15, TIRE(HANKOOK), WHL-6.0J *15(AL)'C'TYPE
	52900-H1200	5 DR WAGON, MIDDLE GRADE, 3500 CC; TIRE- 255/65 R 16, TIRE(HANKOOK), WHL-7.0JJ*16(AL)
	52900-H1200	5 DR WAGON, MIDDLE GRADE, 3500 CC; TIRE- 255/65 R 16, TIRE(KUMHO), WHL-7.0JJ*16(AL)
	52910-H1120	5 DR WAGON, MIDDLE GRADE, D4BH(4D56 TCI), T/C INTER COOLER, 4 SPEED AT 4WD; TIRE- 235/75 R 15, TIRE(HANKOOK), WHL-6.0J *15(AL)'C'TYPE
	52910-H1011	5 DR WAGON, MIDDLE GRADE, D4BH(4D56 TCI), T/C INTER COOLER, 4 SPEED AT 4WD; TIRE- 235/75 R 15, TIRE(HANKOOK), WHL-6.0J *15(AL)'C'TYPE
	52910-H1120	5 DR WAGON, MIDDLE GRADE, D4BH(4D56 TCI), T/C INTER COOLER, 4 SPEED AT 4WD; TIRE- 235/75 R 15, TIRE(KUMHO), WHL-6.0J *15(AL)'C'TYPE
	52910-H1011	5 DR WAGON, MIDDLE GRADE, D4BH(4D56 TCI), T/C INTER COOLER, 4 SPEED AT 4WD; TIRE- 235/75 R 15, TIRE(KUMHO), WHL-6.0J *15(AL)'C'TYPE
	52910-H1011	5 DR WAGON, MIDDLE GRADE, D4BH(4D56 TCI), T/C INTER COOLER, 5 SPEED MT 4WD; TIRE- 235/75 R 15, TIRE(HANKOOK), WHL-6.0J *15(AL)'C'TYPE
	52910-H1011	5 DR WAGON, MIDDLE GRADE, D4BH(4D56 TCI), T/C INTER COOLER, 5 SPEED MT 4WD; TIRE- 235/75 R 15, TIRE(KUMHO), WHL-6.0J *15(AL)'C'TYPE
	52900-H1200	5 DR WAGON, MIDDLE GRADE, D4BH(4D56 TCI); TIRE- 255/65 R 16, TIRE(HANKOOK), WHL-7.0JJ*16(AL)
	52900-H1200	5 DR WAGON, MIDDLE GRADE, D4BH(4D56 TCI); TIRE- 255/65 R 16, TIRE(KUMHO), WHL-7.0JJ*16(AL)
	52910-H1110	5 DR WAGON, MIDDLE GRADE; TIRE- 255/65 R 16, TIRE(HANKOOK), WHL-7.0JJ*16(AL)
	52910-H1110	5 DR WAGON, MIDDLE GRADE; TIRE- 255/65 R 16, TIRE(KUMHO), WHL-7.0JJ*16(AL)
NUT-HUB	52950-37000	5 DR WAGON, MIDDLE GRADE, 2900 CC; WHL-6.0J *15(AL)'C'TYPE
	HB719000	5 DR WAGON, MIDDLE GRADE, 2900 CC; WHL-6.0J *15(STEEL)
	52950-37000	5 DR WAGON, MIDDLE GRADE, 2900 CC; WHL-7.0JJ*16(AL)
	52950-37000	5 DR WAGON, MIDDLE GRADE, 3500 CC; WHL-6.0J *15(AL)'C'TYPE
	HB719000	5 DR WAGON, MIDDLE GRADE, 3500 CC; WHL-6.0J *15(STEEL)
	52950-37000	5 DR WAGON, MIDDLE GRADE, 3500 CC; WHL-7.0JJ*16(AL)
	52950-37000	5 DR WAGON, MIDDLE GRADE, D4BH(4D56 TCI); WHL-6.0J *15(AL)'C'TYPE
	HB719000	5 DR WAGON, MIDDLE GRADE, D4BH(4D56 TCI); WHL-6.0J *15(STEEL)
	52950-37000	5 DR WAGON, MIDDLE GRADE, D4BH(4D56 TCI); WHL-7.0JJ*16(AL)
	52950-H1000	5 DR WAGON, MIDDLE GRADE; WHL-6.0J *15(AL)'C'TYPE
	52950-H1000	5 DR WAGON, MIDDLE GRADE; WHL-7.0JJ*16(AL)
	52950-H1000	ALL
NUT ASSY-HUB	52950-M2050	D4BH(4D56 TCI)
HOLDER-CAP	52960-H1020	ALL; WHL-6.0J *15(STEEL)

CAP ASSY	52980-H1400	5 DR WAGON 7, MIDDLE GRADE
	52980-H1400	5 DR WAGON, MIDDLE GRADE
	52980-H1200	5 DR WAGON, MIDDLE GRADE
	52970-H1100	5 DR WAGON, MIDDLE GRADE, 2900 CC; WHL-6.0J *15(AL)'C'TYPE
	52980-H1200	5 DR WAGON, MIDDLE GRADE, 2900 CC; WHL-7.0JJ*16(AL)
	52970-H1100	5 DR WAGON, MIDDLE GRADE, 3500 CC; WHL-6.0J *15(AL)'C'TYPE
	52980-H1200	5 DR WAGON, MIDDLE GRADE, 3500 CC; WHL-7.0JJ*16(AL)
	52970-H1100	5 DR WAGON, MIDDLE GRADE, D4BH(4D56 TCI); WHL-6.0J *15(AL)'C'TYPE
	52980-H1200	5 DR WAGON, MIDDLE GRADE, D4BH(4D56 TCI); WHL-7.0JJ*16(AL)
CAP-CTR	52990-H1000	ALL; WHL-6.0J *15(STEEL)